

Amt. released
side letter no. 1411-10
dt. 01.03.11

M
P. No.
01/03

Most Immediate

F.No.59(4)/PFI/2010-1321
Government of India
Ministry of Finance
Department of Expenditure
Plan Finance-I Division

01 MAR 2011

New Delhi, 28/02/2011

To,
The Pay & Accounts Officer,
Department of Expenditure,
Ministry of Finance,
New Delhi

Subject: 'On Account' payment of Additional Central Assistance (ACA) for the **Sub-Mission on Basic Services to Urban Poor under JNNURM (SM-BSUP)** for the States Annual Plan 2010-2011.

Sir,

The undersigned is directed to convey sanction of the President to the payment of **Rs. 30629.01 lakh (Rupees Three Hundred Six Crore Twenty Nine Lakh and One Thousand Only)** to the respective State Governments being ACA (Grant) for **Sub Mission on Basic Services to Urban Poor under JNNURM**, for State's Annual Plan 2010-2011 as under:

(Rs. in lakh)

State	Total
Andhra Pradesh	11995.14
Jammu & Kashmir	318.94
Madhya Pradesh	2748.86
Maharashtra	980.30
Tamil Nadu	6717.04
Uttar Pradesh	5213.21
West Bengal	2655.52

1043-10

30629.01
318.94

30310.07

Grand Total=Rs. 30629.01 lakh

- The statement showing details of the projects against which the above amounts stand sanctioned to State's is enclosed as **Annexure**.
- Payment may kindly be made to the State Govt. immediately. The funds may thereafter be released to the implementing agencies without any delay failing which the amounts would be recovered from the State Government with interest for the period of default.
- The payments are adjustable in the account of the Central Government in the books under the sub-head indicated as under:-

Grant

Demand NO.35

3601-GRANTS-IN-AID TO STATE GOVERNMENTS

02-GRANTS FOR STATE PLAN SCHEMES

101-BLOCK GRANTS

36-JAWAHAR LAL NEHRU NATIONAL URBAN RENEWAL MISSION

0331-GRANTS-IN-AID

- The progressive totals of central assistance released to the State Governments under the sub-head at para 4 above in the current financial year 2010-2011 including amount released in this sanction letter as follows:

T. 12.28.11


By No. 449
01/03/2011

(Rs in lakh)

Sl. No.	State	Amount
1	Andhra Pradesh	185878.39
2	Jammu & Kashmir	656929.93
3	Madhya Pradesh	210070.88
4	Maharashtra	278301.70
5	Tamil Nadu	155292.75
6	Uttar Pradesh	419420.21
7	West Bengal	215703.20

6. The action taken on this letter may be acknowledged and correctness of the progressive totals be confirmed.

Yours faithfully,



(A.S Parmar)
Asstt. Director(P.F-I)
Ph.23095644



Copy To:

1	Fin. Secy./Plng. Secy., State Govts concerned.
2	ACS/Pr. Secretary/Secretary, Urban Development of State Govt. concerned.
3	ACS/Pr. Secretary/ Secretary, Housing Deptt., State Govt. concerned.
4	Accountant General(A&E), States concerned.
5	DEA: Budget Division. (States Branch), New Delhi.
6	Plng. Commn. : SP Divn./ FR Divn. , New Delhi.
7	Secy. RBI, Central Office, Mumbai.
8	Manager, RBI, CAS, Nagpur.
9	Resident Commissioner, State Govts. concerned, New Delhi.
10	Chief Controller Of Accounts, Min. Of Finance, North Block, New Delhi (3 copies).
11	Sh. D.S.Negi, OSD, M/o Housing & Urban Poverty Alleviation, JNNURM Mission Directorate, New Delhi.
12	Sh. G.Srinivasa Rao, Under Secretary (JNNURM), M/o Housing & Urban Poverty Alleviation, G-Wing, Nirman Bhavan, New Delhi.
13	Hindi Section for Hindi version.



(A.S Parmar)
Asstt. Director(P.F-I)
Ph.23095644




**Annexure to the Sanction Order No. 59(4)PF-I/- 1321 dated 28.02.2011 release of ACA under BSUP
(Rs. in lakh)**

S. N.	Name of State/ City	BSUP Project	Total project cost	Central Share	Amount to be released	Instt.
(1)	(2)	(3)	(4)	(5)	(6)	(7)
I. Andhra Pradesh						
1.	Vijayawada	Rehabilitation of flood victims of river Krishna and Budameru Vagu in Vijaywada municipal Corporation Area of Andhra Pradesh	25873.70	12936.85	1617.11	50% of 4 th
2.	Hyderabad	BSUP project Phase-VI for Construction of 2814 Houses and provision of Infrastructural facilities in GHMC area, Hyderabad	9594.70	4797.35	1199.34	3rd
3.	Visakhapatnam	DPR for Providing 3616 Houses with infrastructure facilities in Aganampudi in GVMC area Andhra Pradesh under JNNURM	9071.42	4513.62	1128.40	3rd
4.	Visakhapatnam	DPR for Providing 1839 Houses with infrastructure facilities in Parwada in GVMC area Andhra Pradesh under JNNURM	4888.13	2429.34	607.34	3rd
5.	Visakhapatnam	DPR for Providing 2080 Houses with infrastructure facilities in Paradesipalemin Sy. No. 178 poor settlements in GVMC area Andhra Pradesh under JNNURM	4878.56	2431.92	607.98	3rd
6.	Visakhapatnam	DPR for Providing 1024 Houses with infrastructure facilities in Kommadi in GVMC area Andhra Pradesh under JNNURM	2767.93	1376.60	344.15	3rd
7.	Hyderabad	Provision of Housing & Infrastructure facilities under BSUP at Jagatgirigutta & Kothwalguda of GHMC, Hyderabad	9740.03	4870.02	1217.50	2 nd
8.	Hyderabad	BSUP Scheme for Hyderabad, Ph-II for construction of 1856 Dus	6541.16	3270.58	817.65	2 nd
9.	Hyderabad	BSUP Scheme for Hyderabad, Ph-IV for the construction of 1976 Dus	9530.59	4753.81	1188.45	2 nd
10.	Hyderabad	BSUP Scheme for Hyderabad, Ph-III for the construction of 1942 Dus	6890.58	3445.29	861.32	2 nd
11.	Hyderabad	Provision of Housing & Infrastructure facilities under BSUP at Jawaharnagar & Gachi of GHMC, Hyderabad	9535.07	4767.55	1191.89	2 nd
12.	Hyderabad	BSUP Project Phase-VII for construction of 2800 Houses and Provision of Infrastructural facilities in GHMC area, Hyderabad	9712.08	4856.04	1214.01	2 nd
Total for Andhra Pradesh					11995.14	
II. Jammu & Kashmir						


Zubair Hamid
1/3/11

13.	Jammu	Rehabilitation of slum dwellers of Rajiv Nagar, Jammu under BSUP (JNNURM)	1424.55	1152.76	288.19	2 nd
14.	Jammu	Rehabilitation of slum dwellers at Bhagwati Nagar Jammu City under BSUP (JNNURM)	143.51	123.01	30.75	2 nd
Total for J & K					318.94	
III. Madhya Pradesh						
15.	Bhopal	Development of residential colony for Slum dwellers at Indira Nagar (Ph-II)	1342.87	604.90	151.23	3 rd
16.	Bhopal	DPR for resettlement of Atal Ayub nagar alum, Police lines slum, Koh-e-fiza, Kechi Chola Mata ki Madai and Kechi Chola new Belar to Bajpai Nagar	5083.80	2396.21	599.05	3 rd
17.	Bhopal	DPR for Redevelopment of identified slums (Arjun Nagar, Bheem Nagar, Madrasi Colony & Rahul Nagar) in Bhopal	5263.29	2554.99	638.75	3 rd
18.	Bhopal	DPR for Resettlement of Slum Areas Ganga Nagar and Aradhna Nagar at Kotra, Sultanbad, Bhopal	2473.33	1114.11	278.53	3 rd
19.	Indore	Slum Redevelopment Scheme at different Locations in Indore	6193.15	2998.80	749.70	3 rd
20.	Ujjain	Slum Rehabilitation Schemes at Ujjain, MP	1740.91	1326.41	331.60	3 rd
Total for Madhya Pradesh					2748.86	
IV. Maharashtra						
21.	Nashik	Integrated Rehabilitation Project for the under poor staying in slums on public purpose lands & ecologically dangerous locations in Nasik (S.No. 809) under BSUP	8690.61	3921.22	980.30	3 rd
Total for Maharashtra					980.30	

V. Tamil Nadu						
22.	Perumbakkam (Phase-I)	BSUP Construction of 10452 tenements and Infrastructure facilities (Phase-I) at Perumbakkam, Chennai	44061.19	20337.98	5084.50	2 nd
23.	Chennai	Construction of 398 Houses And Providing Infrastructure Facilities For Avadi Municipality, Tiruvallur, Tamil Nadu	950.00	475.00	118.75	3 rd
24.	Chennai	Construction of Houses and Infrastructure facilities for Alandur Municipality, Chennai Metropolitan Area, Tamil Nadu	1018.90	509.45	127.36	3 rd
25.	Chennai	Construction of 189 New Houses and providing infrastructure facilities for Anakaputhur Municipality	487.62	243.81	60.95	3 rd


 1/2/11

		Kancheepuram, Tamil Nadu				
26.	Chennai	BSUP-Construction of 197 New Houses (in-situ) Mangadu Town panchayat (Chennai),Kancheepuram Distt. TN.	252.25	126.13	31.54	4 th
27.	Chennai	Construction of 405 New houses (in-situ) Thiruneermalai Town Panchayat (Chennai), TN.	345.00	172.50	43.11	4 th
28.	Chennai	Provision of infrastructure facilities for 186 slums (Ph-II) in Chennai Corporation	7262.99	3454.53	863.64	4 th
29.	Chennai	Construction of Housing and Improvement of Infrastructure for Minjur town panchyat, Chennai Metropolitan Area, TN	243.10	121.55	30.38	4 th
30.	Chennai	Provision of Infrastructure facilities for Thiruvottiyur Municipality, Chennai	170.10	85.05	21.27	4 th
31.	Madurai	Construction of houses and provision of infrastructure facilities for Madurai Corporation	2685.94	1342.22	335.54	4 th
Total for Tamil Nadu					6717.04	
VI. Uttar Pradesh						
32.	Kanpur	Implementation of BSUP at Kanpur for const of 816 DUs in 3 slums, Distt. Kanpur, UP	2850.38	1319.62	329.90	3 rd
33.	Kanpur	Implementation of BSUP at Kanpur for const of 704 Dus in 6 slums, Distt. Kanpur, UP	2939.20	1360.74	340.19	3 rd
34.	Meerut	Implementation of BSUP at Meerut City for the const. of 768 DUs, Dist. Meerut	3308.45	1582.99	395.75	3 rd
35.	Meerut	BSUP Scheme for the city of Meerut, Uttar Pradesh	1825.16	837.23	209.31	3 rd
36.	Meerut	Implementation of BSUP at Meerut for the const. of 694 DUs, Distt. Meerut	2884.16	1379.98	345.00	3 rd
37.	Meerut	Implementation of BSUP at Meerut City for the const. of 655 DUs, Dist. Meerut	2901.19	1388.13	347.03	3 rd
38.	Meerut	Implementation of BSUP project for construction of 677 DUs with all infrastructure facilities at Meerut, Distt. Meerut, UP	3165.92	1491.05	372.76	3 rd
39.	Kanpur	BSUP Project at Kanpur for 2 slums (Bargadiya purwa & Bara Sirohi)	1971.42	912.70	228.17	3 rd
40.	Kanpur	Implementation of BSUP projects at Kanpur for construction of 887 DUs in 7 slums, Distt. Kanpur, UP	3667.63	1697.98	424.49	3 rd
41.	Agra	Implementation of BSUP Project at Agra Nagar Nigam (2708 Dus), Distt. Agra, UP	11624.80	5381.85	1345.46	2 nd
42.	Varanasi	Implementation of BSUP Scheme with construction of 1109 Dus at Varanasi City, Dist. Varanasi, UP	4335.58	2007.21	501.80	2 nd
43.	Varanasi	Implementation of BSUP Scheme with construction of 768 Dus at Varanasi	3225.73	1493.39	373.35	2 nd


 1/3/11

		City, Dist. Varanasi, UP				
Total for Uttar Pradesh					5213.21	
VII. West Bengal						
44.	Barasat* (Phase-II)	BSUP Scheme for the Town of Barasat (Phase-II), West Bengal	5585.32	2942.66	735.66	2 nd
45.	Kolkata (Rajarhat- Gopalpur)	BSUP Scheme for Rajarhat-Gopalpur (Ph-II), KMA, Kolkata, West Bengal	5227.81	2863.90	715.98	3 rd
46.	Kolkata (Serampore)	BSUP Scheme for Serampore (Phase- I), West Bengal	4865.74	2432.87	608.22	3 rd
47.	Kolkata (Konnagar MA)	BSUP Scheme for the Town of Konnagar (Phase-II) (Kolkata MA), West Bengal	1261.20	630.60	157.65	3 rd
48.	Kolkata (Barrackpore)	BSUP Scheme for the town of Barrackpore, Phases-II, West Bengal	3504.11	1752.05	438.01	2 nd
Total for West Bengal					2655.52	
Grand Total for 48 projects of 7 States					30629.01	

State-wise totals are as under:

- 1 Andhra Pradesh (12 projects)-)- Rs.11995.14 lakh
2. Jammu& Kashmir (2 projects)- Rs.318.94 lakh
3. Madhya Pradesh(6 projects)-)- Rs. 2748.86 lakh
4. Maharashtra (1 project)- Rs. 980.30 lakh
5. Tamil Nadu (10 projects)- Rs. 6717.04 lakh
6. Uttar Pradesh (12 projects)- Rs. 5213.21 lakh
7. West Bengal (5 projects)- Rs. 2655.52 lakh

Total amount to be released: Rs. 30629.01 lakh.

31/5/2011
11/3/11